

# ZOMERBOEKJE







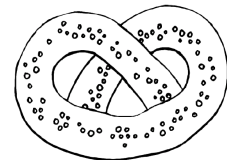

Naam: \_\_\_\_\_

# Werkblad rijmen




Zoek de woorden die op elkaar rijmen bij elkaar. Er rijmt telkens een woord uit de eerste rij op een woord uit de tweede rij. Trek een lijn.

(broek, zon, ijs, aardbei, zwempak, ballon, prijs, koek, dak, blij)




# Werkblad letters




Kijk naar het woord. Zet een cirkel om de letters die dat woord maken.

zon




n g  
s  
r i a  
u o m  
p z

tent



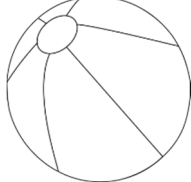
s f  
t 5  
o t  
m w u  
e n

aardbei



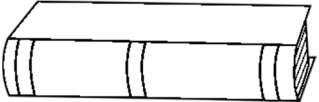
h aa  
ie s s  
e q p  
r l ei  
ee b d g

bal



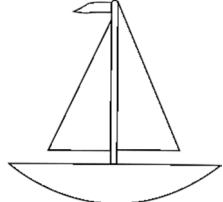
q  
s d  
oo r l  
b g a  
j i p z

boek




a d t  
z u e  
k oe j  
o g ui b

zeilboot




z r k  
ei d ie oo  
s t  
f l b



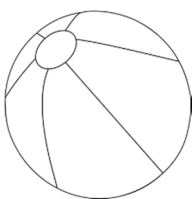
zon

Large empty rounded rectangular box for stamping the sun.




vis

Large empty rounded rectangular box for stamping the fish.



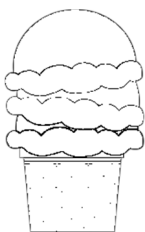
bal

Large empty rounded rectangular box for stamping the beach ball.



tent

Large empty rounded rectangular box for stamping the tent scene.



ijs






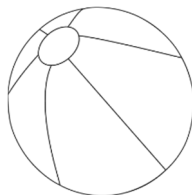
Large empty rounded rectangular box for stamping the ice cream cone.

# Werkblad letterkennis



De z is van zomer, maar ook van...

Zoek de woorden die met 'z' beginnen en omcirkel de plaatjes.




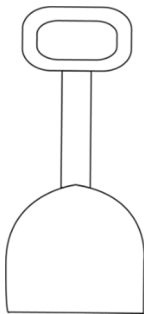




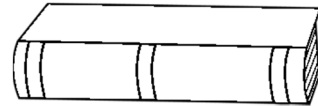

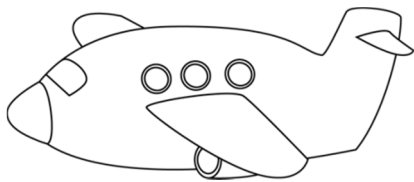






# Werkblad auditieve analyse

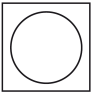


m		
---	--	--

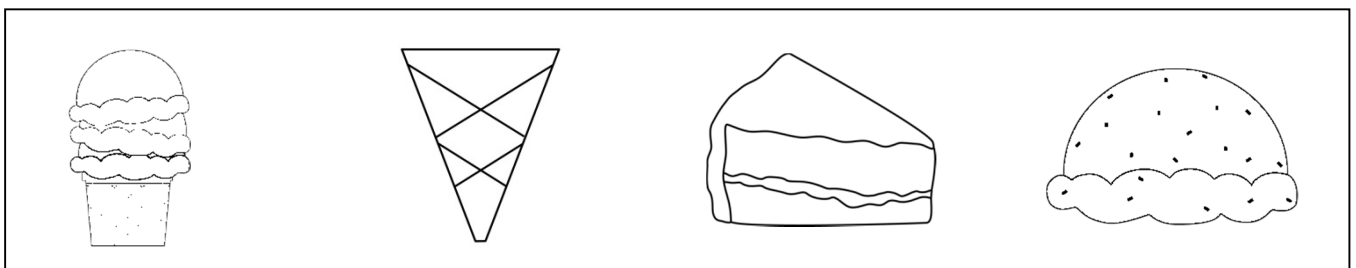
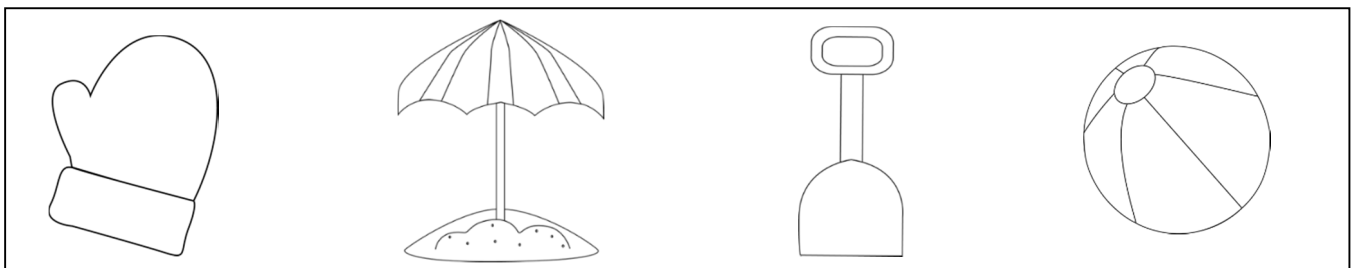



Hoeveel woordstukjes hoor je? Kleur evenveel zonetjes als woordstukjes.



# Werkblad classificeren



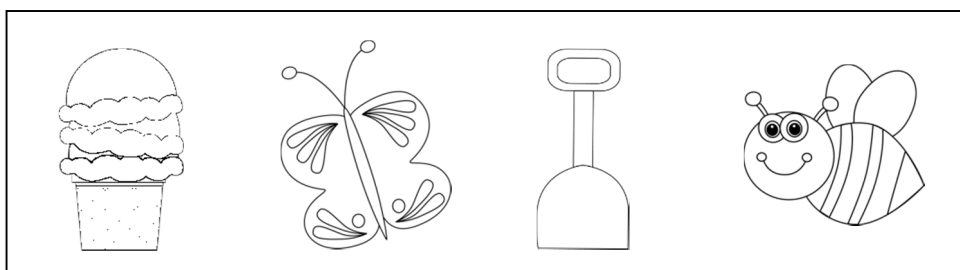

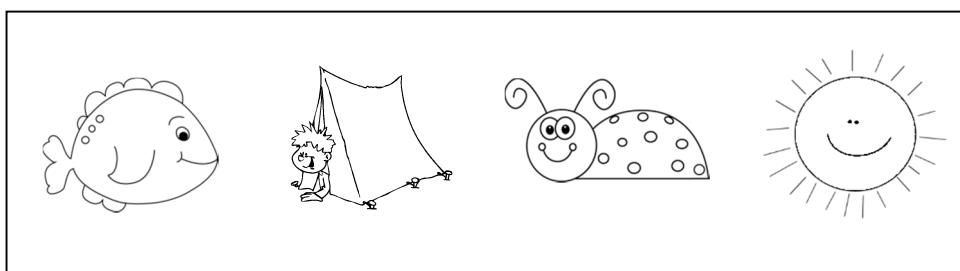





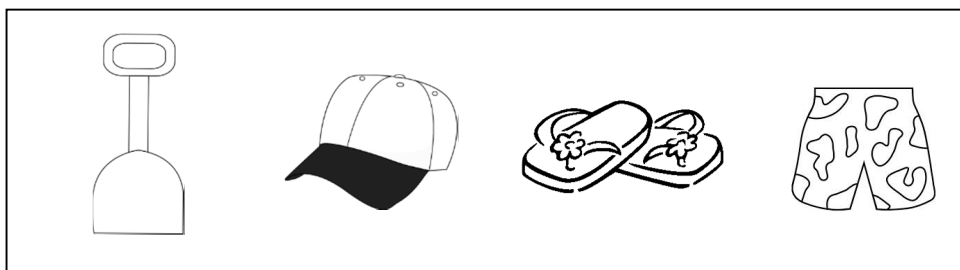

Wat hoort er niet bij? Zet er een cirkel om.



# Werkblad beginklank



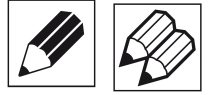
Kijk naar de letter. Welk plaatje in het vak begint met deze letter?  
Omcirkel dit plaatje.





# Mijn vakantie

*dit ga ik in de vakantie doen...*



Mijn vakantie

Naam:

# Mijn koffer

*ik ga op vakantie en neem mee...*





Zoek plaatjes in tijdschriften of teken in de koffer wat jij mee op vakantie wilt nemen.











# Werkblad seriëren







Welk insect is het grootst? Zet een kruisje bij dit insect.

			
<input type="checkbox"/>	<input type="checkbox"/>	<input type="checkbox"/>	<input type="checkbox"/>

			
<input type="checkbox"/>	<input type="checkbox"/>	<input type="checkbox"/>	<input type="checkbox"/>





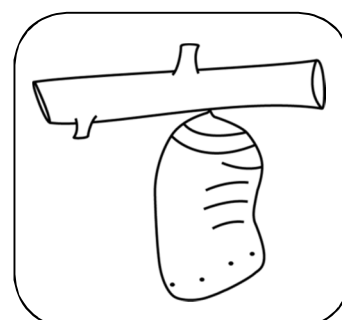

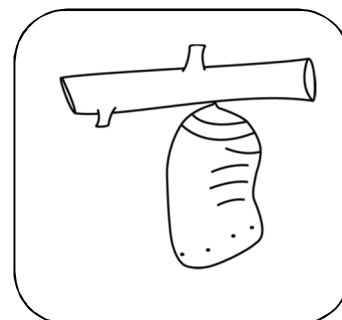



			
<input type="checkbox"/>	<input type="checkbox"/>	<input type="checkbox"/>	<input type="checkbox"/>

			
<input type="checkbox"/>	<input type="checkbox"/>	<input type="checkbox"/>	<input type="checkbox"/>

# Werkblad meten en vergelijken



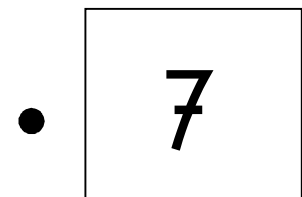

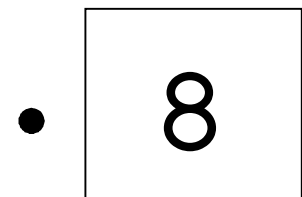
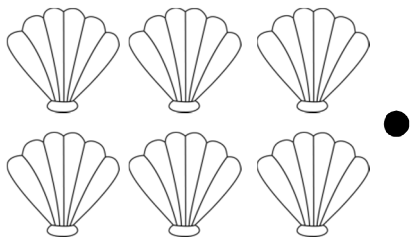
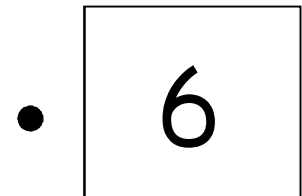
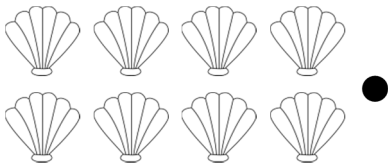

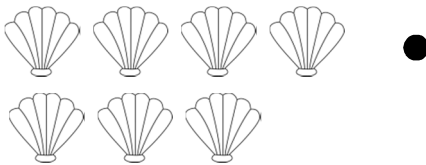
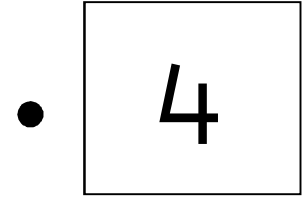
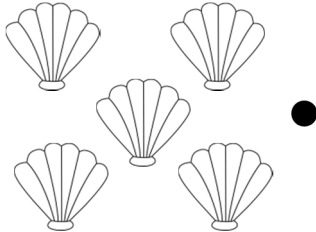
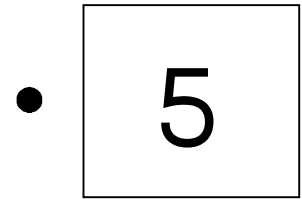
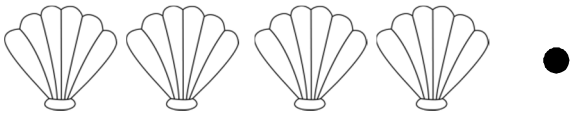
Uit welke cocon is de vlinder gekropen? Trek een lijn.



# Werkblad tellen



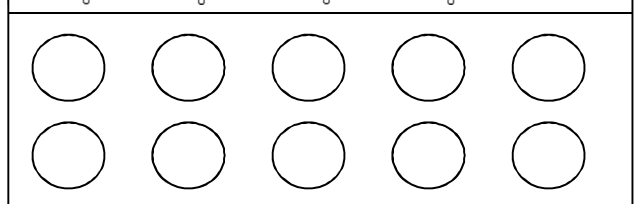

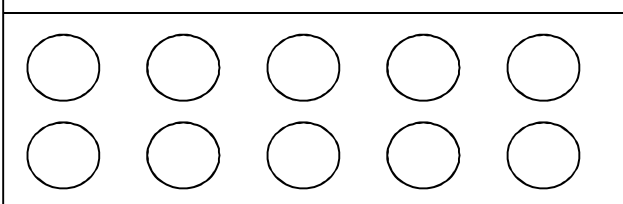
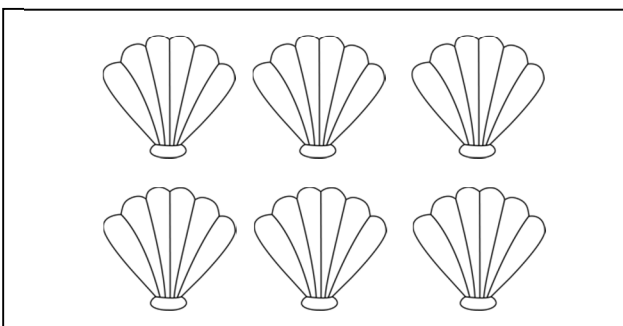
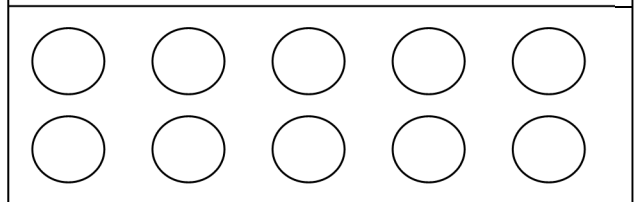

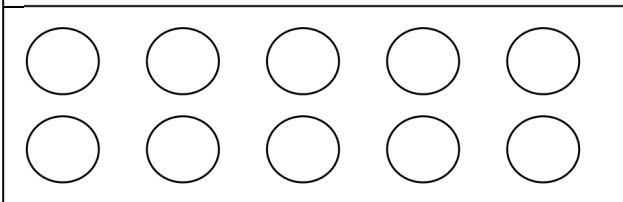

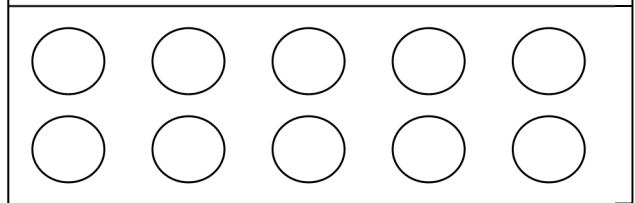

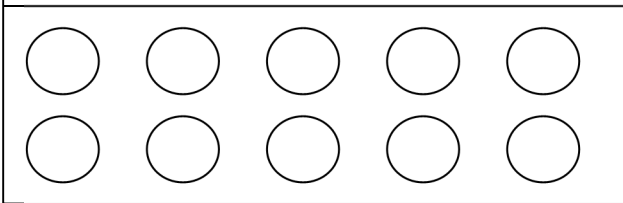

Hoeveel schelpen liggen er op het strand?  
Tel en trek een lijn naar het juiste getal.




# Werkblad tellen






Tel en kleur net zoveel rondjes.



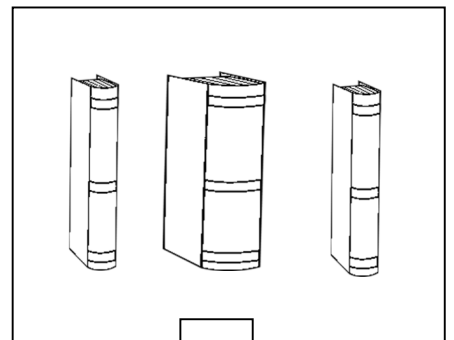
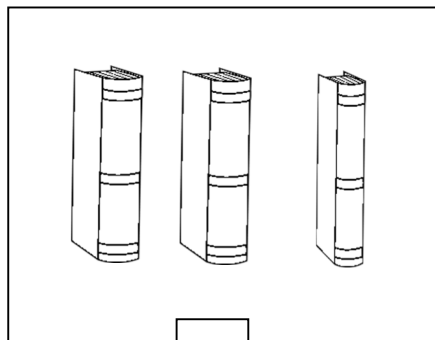
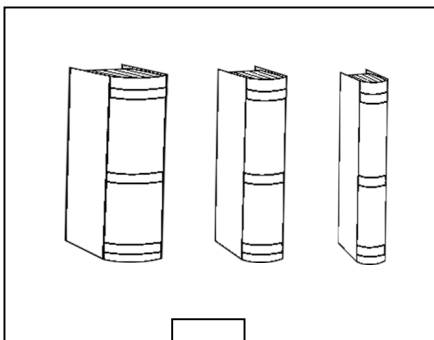
# Werkblad seriëren






Waar staan de zonnebloemen op volgorde van klein naar groot?



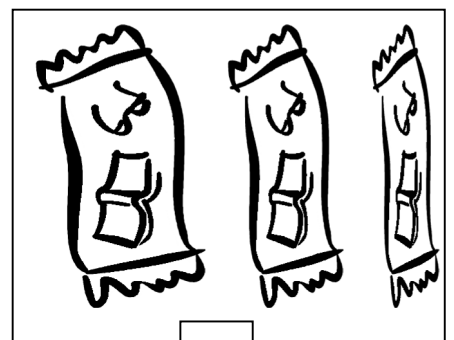
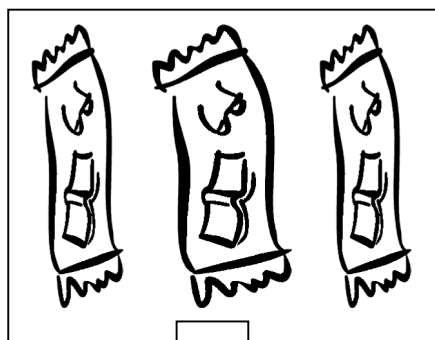
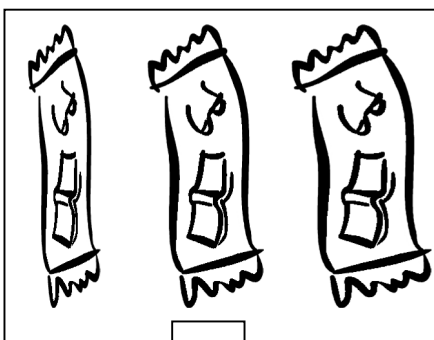
Waar staan de boeken op volgorde van dik naar dun?



Waar staan de ijsjes op volgorde van groot naar klein?



Waar liggen de strandlakens op volgorde van breed naar smal?



# Cijfers kleuren


5 =  donkergroen

8 =  lichtgroen

6 =  rood

9 =  lichtblauw

7 =  roze

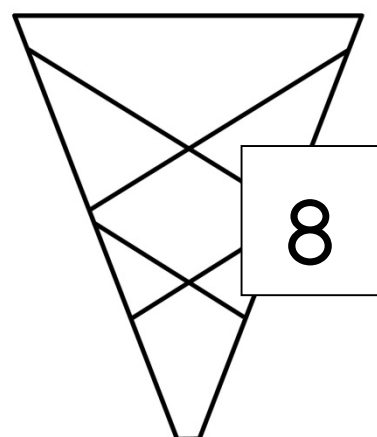
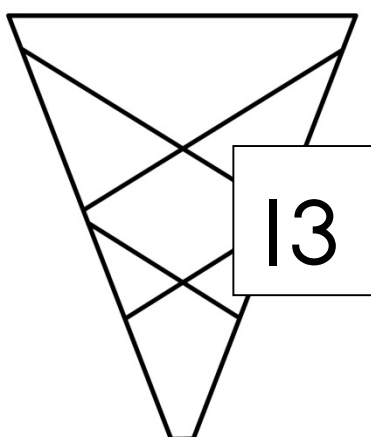
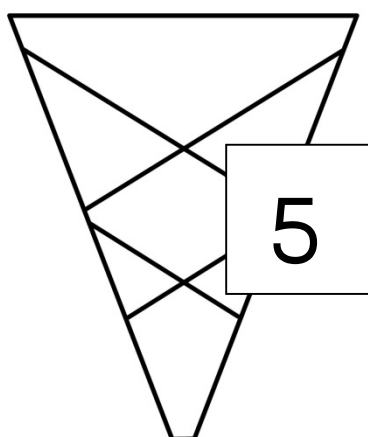
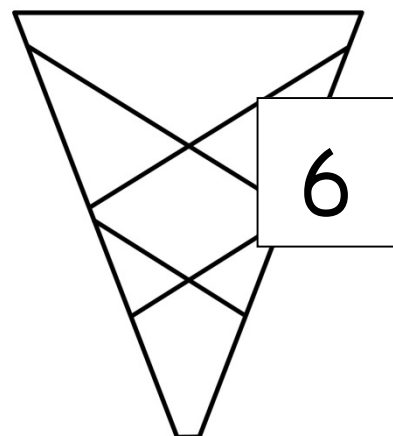
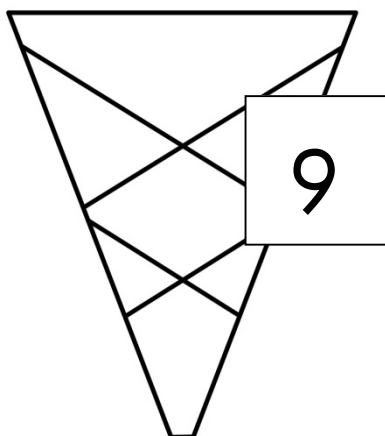
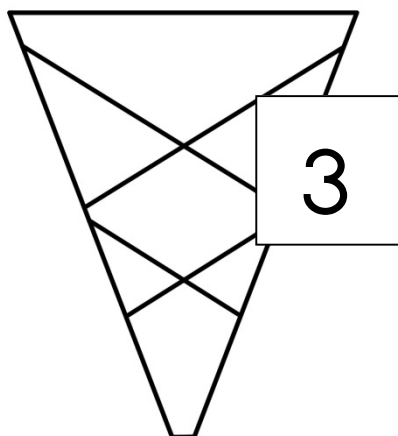





# Werkblad tellen











Geef de ijsjes bolletjes.




# Werkblad tellen



Tel de stippen op het lieveheersbeestje.



# Werkblad tellen - jongsten



Geef de lieveheersbeestjes stippen. Kijk, teken en tel.

